



OUR LATEST SEAT MAPS

SOME OF OUR SEAT
NUMBERS ARE CHANGING



[6064/15]



FIND THE PERFECT SEAT

From the end of 2015, we'll be rolling out our brand new trains.

Along with sleek lines and designer interiors, there'll be a few changes to our seat numbers.

That's why we've put together this handy guide to help you find the perfect seat for every passenger, whichever train they're travelling on.

Inside, you'll find:

- **Our transitional seat map**
- **The e300 seat map**
- **The e320 seat map**

You'll find more information at eurostar4agents.com.

TRANSITIONAL SEAT MAP

The first of our new fleet to arrive is the e300. These trains combine elements of our original trains with new features and a completely fresh design.

While the layout of the e300 and our original trains is very similar and they have the same number of seats, there are a few differences in their configuration.

Since we may not know which train travellers will be on until the day of travel, we'll still be using our original seat map in our booking systems. To help you spot which seats might change when the traveller checks in, we've put together this transitional seat map.

A note about boarding passes

Don't worry, if the type of train changes, we'll take care of everything on the day, issuing a new seat number and boarding pass at check-in.

The following 26 seats will be given new numbers on the e300.

ORIGINAL TRAIN			NEW TRAIN (e300)	
COACH	SEAT		COACH	SEAT
2	11	→	2	85
2	12	→	2	86
3	11	→	3	85
3	12	→	3	86
4	11	→	4	85
4	12	→	4	86
5	11	→	1	11
5	12	→	1	12
5	87	→	1	13
5	88	→	1	14
9	55	→	9	18
10	55	→	10	18
14	11	→	18	11
14	12	→	18	12
14	87	→	18	13
14	88	→	18	14
15	11	→	15	85
15	12	→	15	86
16	11	→	16	85
16	12	→	16	86
17	11	→	17	85
17	12	→	17	86
9	23	→	New seat numbers in Standard Premier or Business Premier will be given at check-in.	
9	24	→		
10	23	→		
10	24	→		

The following 26 seats will be given new numbers on the e300.

ORIGINAL TRAIN NEW TRAIN (e300)

COACH	SEAT	→	COACH	SEAT
2	11	→	2	85
2	12	→	2	86
3	11	→	3	85
3	12	→	3	86
4	11	→	4	85
4	12	→	4	86
5	11	→	1	11
5	12	→	1	12
5	87	→	1	13
5	88	→	1	14
9	55	→	9	18
10	55	→	10	18
14	11	→	18	11
14	12	→	18	12
14	87	→	18	13
14	88	→	18	14
15	11	→	15	85
15	12	→	15	86
16	11	→	16	85
16	12	→	16	86
17	11	→	17	85
17	12	→	17	86

9	23	→	New seat numbers in Standard Premier or Business Premier will be given at check-in.
9	24	→	
10	23	→	
10	24	→	

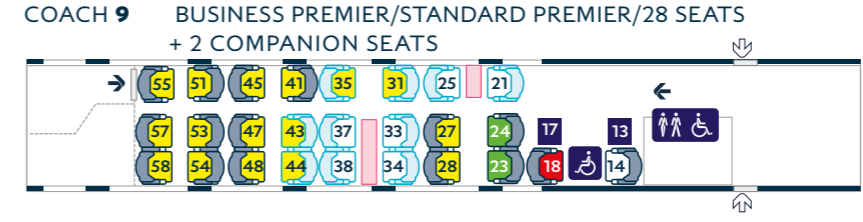
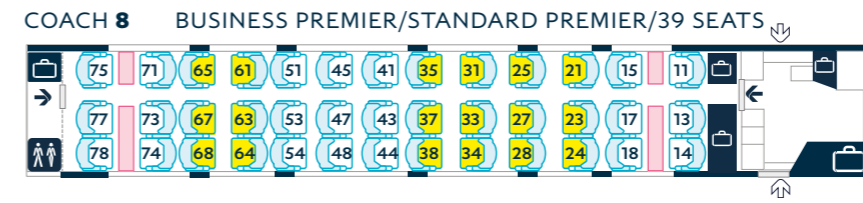
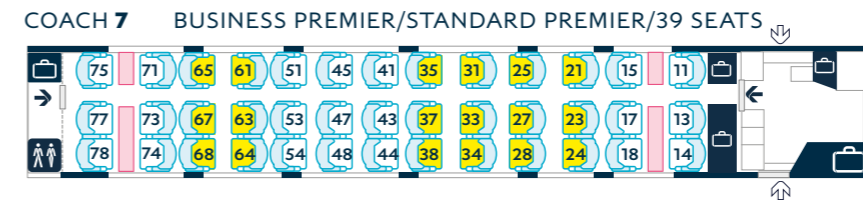
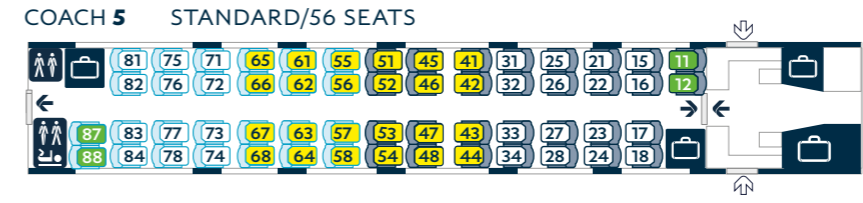
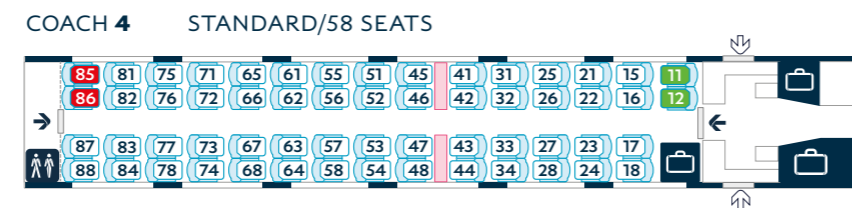
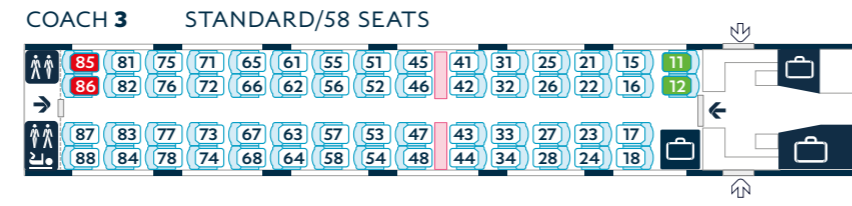
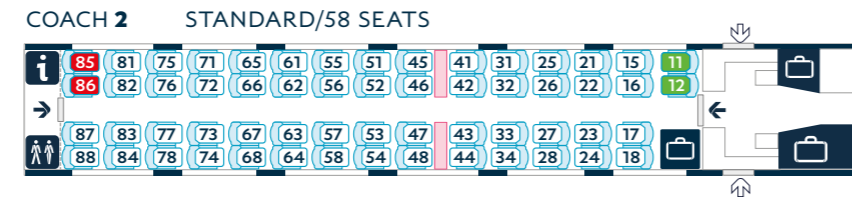
Seat number will change if passenger travels on an e300. Boarding pass will be re-issued at check-in.

New configuration (e.g. direction of travel), but no change to seat number.

New seats only available on the e300, which cannot be booked in advance.

Unaffected seat Unaffected priority seat*

TRANSITIONAL SEAT MAP



- Single table
- Double table
- Window
- Door
- WC
- Baby changing facility
- Wheelchair space
- Luggage rack
- Train manager's office
- UK and European power points available at all seats
- Access door
- Automatic door

All our trains are non-smoking

* As part of our re-design, we've focused on making life easier for travellers with special requirements. That's why our new trains have priority seats for people with reduced mobility.

The following 26 seats will be given new numbers on the e300.



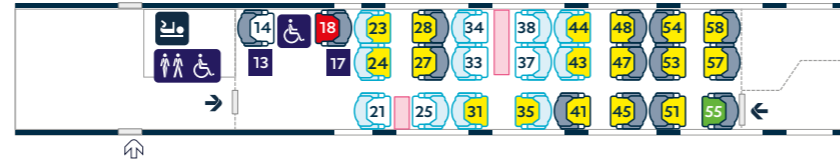
TRANSITIONAL SEAT MAP

ORIGINAL TRAIN NEW TRAIN (e300)

COACH	SEAT	→	COACH	SEAT
2	11	→	2	85
2	12	→	2	86
3	11	→	3	85
3	12	→	3	86
4	11	→	4	85
4	12	→	4	86
5	11	→	1	11
5	12	→	1	12
5	87	→	1	13
5	88	→	1	14
9	55	→	9	18
10	55	→	10	18
14	11	→	18	11
14	12	→	18	12
14	87	→	18	13
14	88	→	18	14
15	11	→	15	85
15	12	→	15	86
16	11	→	16	85
16	12	→	16	86
17	11	→	17	85
17	12	→	17	86
9	23	→	New seat numbers in Standard Premier or Business Premier will be given at check-in.	
9	24	→		
10	23	→		
10	24	→		

- Seat number will change if passenger travels on an e300. Boarding pass will be re-issued at check-in.
- New configuration (e.g. direction of travel), but no change to seat number.
- New seats only available on the e300, which cannot be booked in advance.
- Unaffected seat
- Unaffected priority seat*

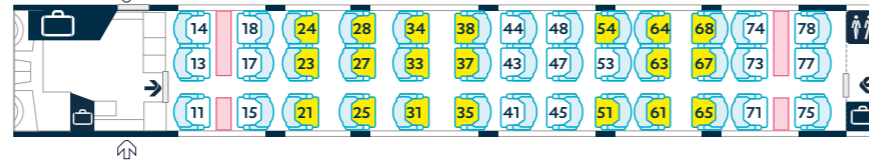
COACH 10 BUSINESS PREMIER/STANDARD PREMIER/28 SEATS + 2 COMPANION SEATS



COACH 11 BUSINESS PREMIER/STANDARD PREMIER/39 SEATS



COACH 12 BUSINESS PREMIER/STANDARD PREMIER/39 SEATS



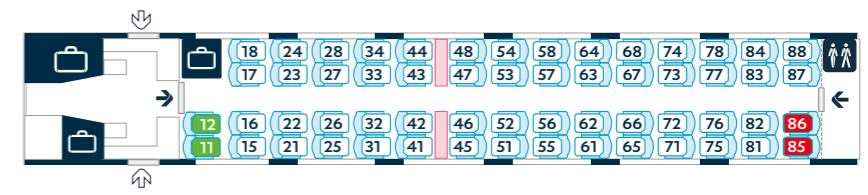
BUFFET BAR



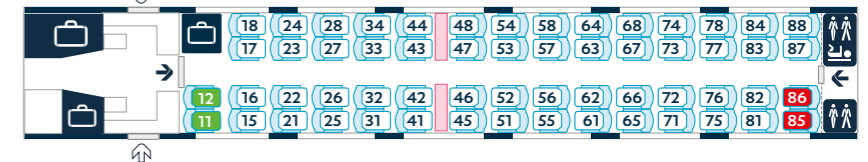
COACH 14 STANDARD/56 SEATS



COACH 15 STANDARD/58 SEATS



COACH 16 STANDARD/58 SEATS



COACH 17 STANDARD/58 SEATS



COACH 18 STANDARD/52 SEATS



- Single table
 - Double table
 - Window
 - Door
 - WC
 - Baby changing facility
 - Wheelchair space
 - Luggage rack
 - Train manager's office
 - UK and European power points available at all seats
 - Access door
 - Automatic door
- All our trains are non-smoking

* As part of our re-design, we've focused on making life easier for travellers with special requirements. That's why our new trains have priority seats for people with reduced mobility.



e300 SEAT MAP

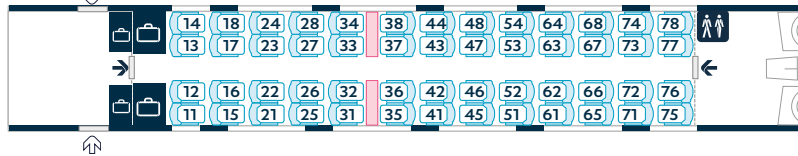
The e300 is our remodelled and redesigned train which has been given a facelift inside and out, with all sorts of high tech features installed.

It'll be running alongside our original trains for a while, so take a look at the **transitional seat map on pages 3 to 6** to see how we'll be managing bookings to start with.

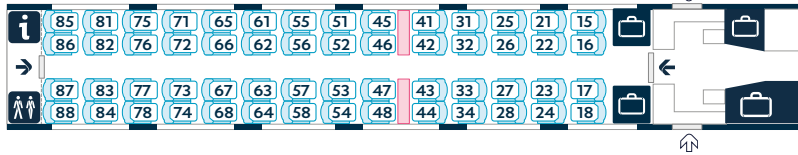




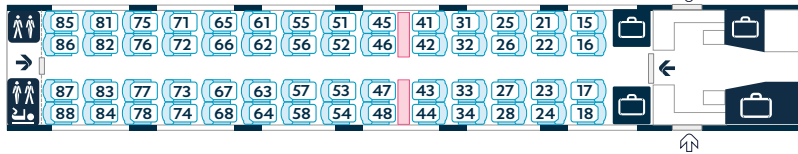
COACH 1 STANDARD/52 SEATS



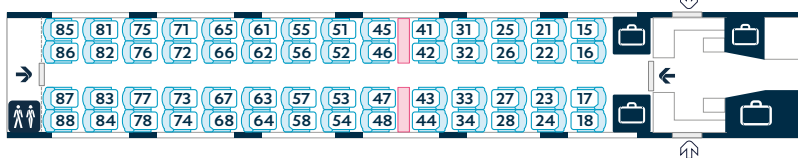
COACH 2 STANDARD/56 SEATS



COACH 3 STANDARD/56 SEATS



COACH 4 STANDARD/56 SEATS



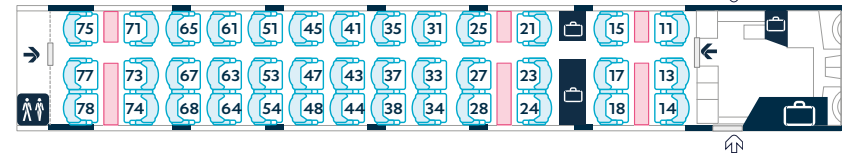
COACH 5 STANDARD/52 SEATS



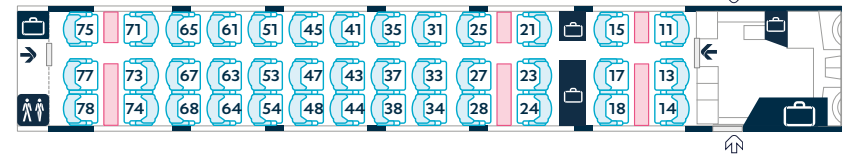
BUFFET BAR



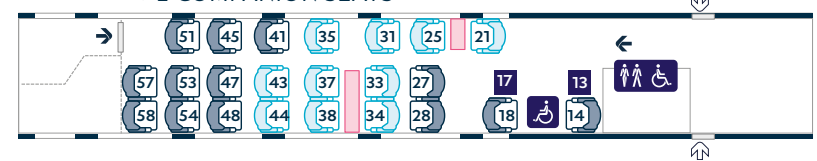
COACH 7 BUSINESS PREMIER/STANDARD PREMIER/39 SEATS



COACH 8 BUSINESS PREMIER/STANDARD PREMIER/39 SEATS



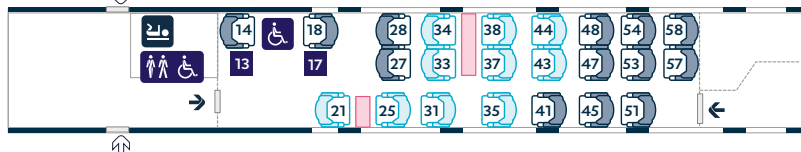
COACH 9 BUSINESS PREMIER/STANDARD PREMIER/23 SEATS + 2 COMPANION SEATS



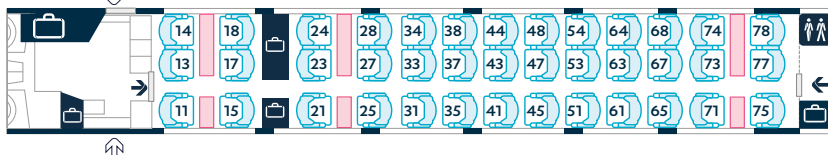
	Seats		Window		Luggage rack		UK and European power points available at all seats
	Priority seats*		Door		Train manager's office		Access door
	Single table		WC		USB sockets available in Business Premier and Standard Premier		Automatic door
	Double table		Baby changing facility		Wheelchair space	All our trains are non-smoking	

* As part of our re-design, we've focused on making life easier for travellers with special requirements. That's why our new trains have priority seats for people with reduced mobility.

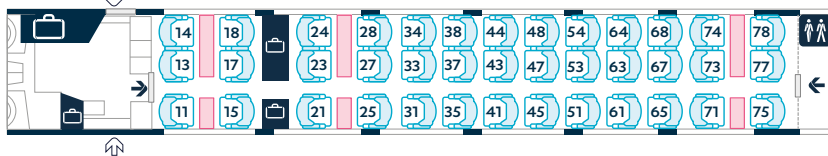
COACH 10 BUSINESS PREMIER/STANDARD PREMIER/23 SEATS + 2 COMPANION SEATS



COACH 11 BUSINESS PREMIER/STANDARD PREMIER/39 SEATS



COACH 12 BUSINESS PREMIER/STANDARD PREMIER/39 SEATS



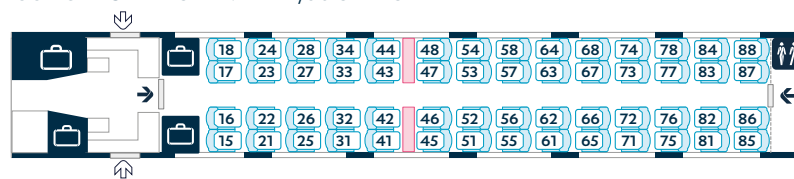
BUFFET BAR



COACH 14 STANDARD/52 SEATS



COACH 15 STANDARD/56 SEATS



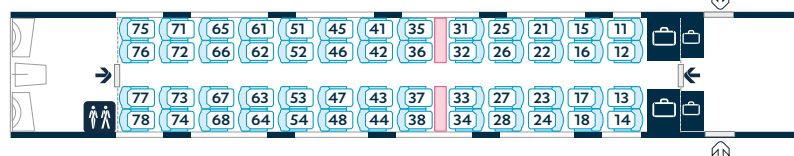
COACH 16 STANDARD/56 SEATS



COACH 17 STANDARD/56 SEATS



COACH 18 STANDARD/52 SEATS



Seats	Window	Luggage rack	UK and European power points available at all seats
Priority seats*	Door	Train manager's office	Access door
Single table	WC	USB sockets available in Business Premier and Standard Premier	Automatic door
Double table	Baby changing facility	Wheelchair space	

All our trains are non-smoking

* As part of our re-design, we've focused on making life easier for travellers with special requirements. That's why our new trains have priority seats for people with reduced mobility.



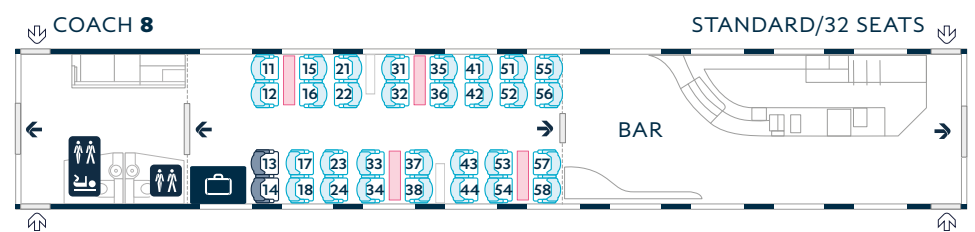
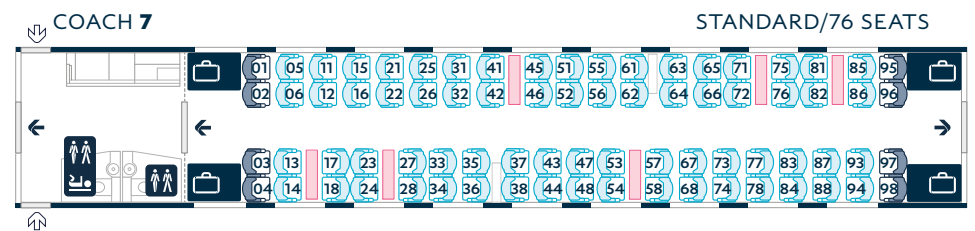
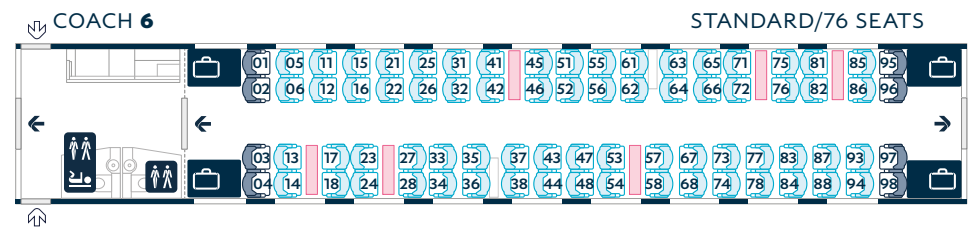
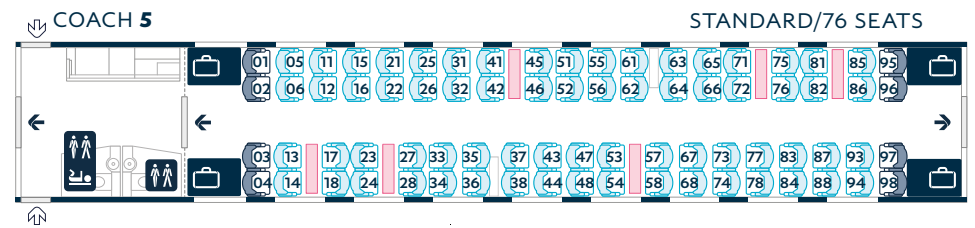
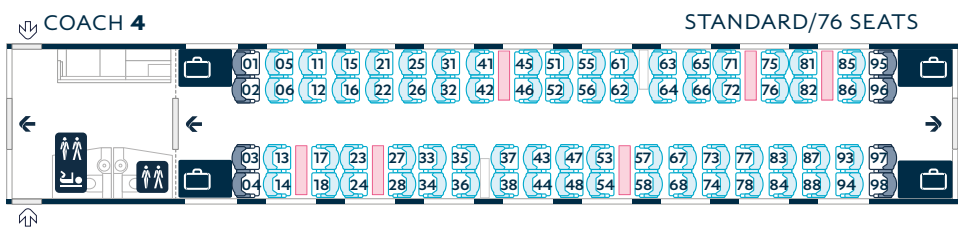
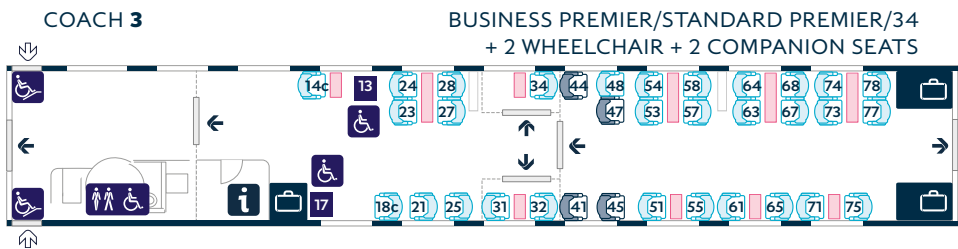
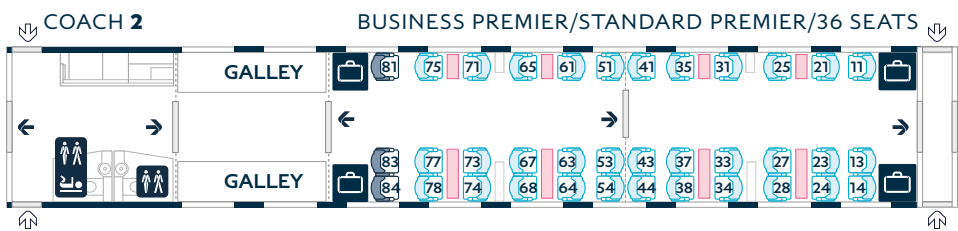
e320 SEAT MAP

Our shiny new e320 has 894 seats in 16 coaches, with Business Premier and Standard Premier at either end of the train.

We know how excited some of our travellers are about the new trains, but it's important to let them know that, in exceptional circumstances, the type of train scheduled can change at any time. This means we're not able to guarantee that they'll travel on an e320.

Our e320 seat maps will be viewable in the booking system as usual, and will be differentiated by a new code on Elgar or GDS. The equipment type will be **TRS (in GDS) or TGR (in Elgar)** if it's expected (before departure) to be an e320. All the other trains (original and e300) will be under **TRN (in GDS) or TGT (in Elgar)**.

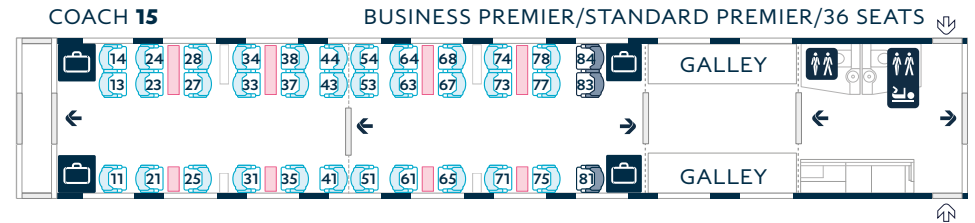
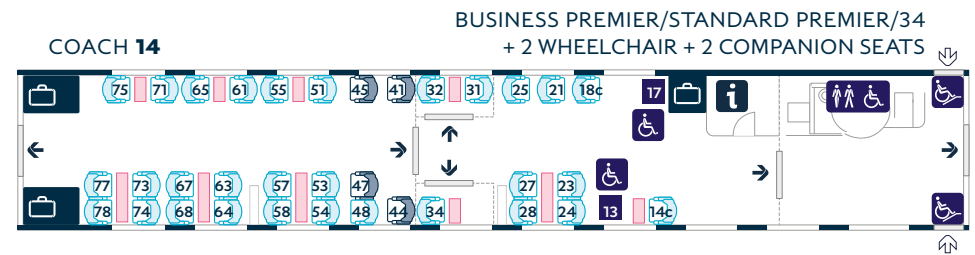
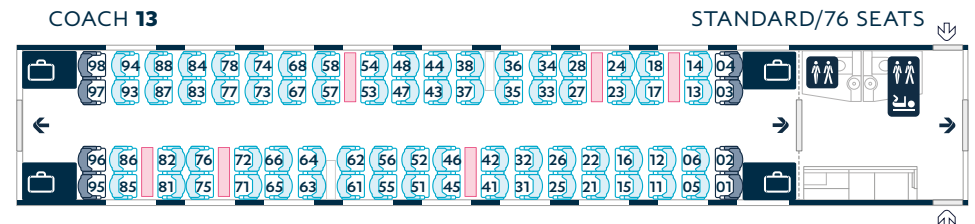
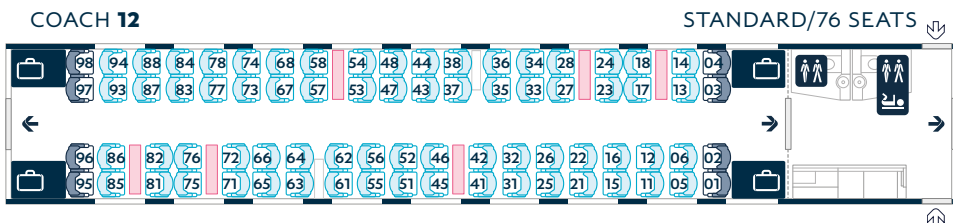
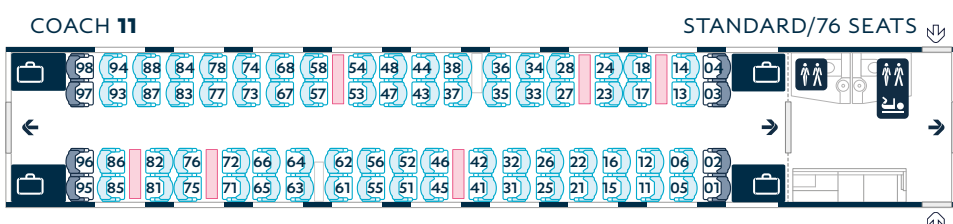
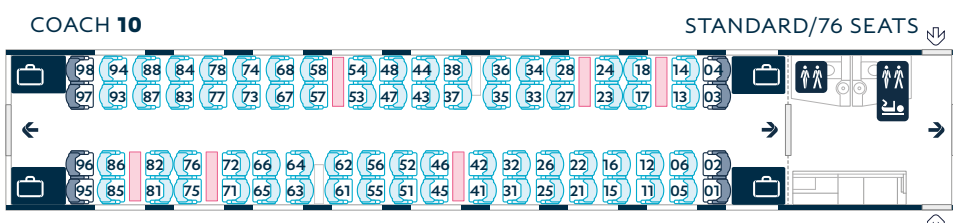
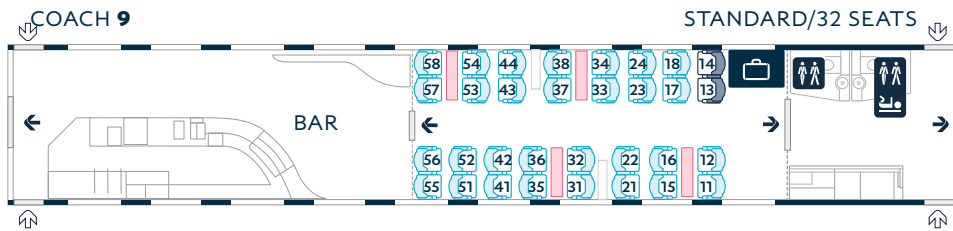




Seats	Window	Wheelchair lift	USB sockets available in Business Premier and Standard Premier
Priority seats*	Door	Wheelchair space	UK and European power points available at all seats
Single table	WC	Luggage rack	Access door
Double table	Baby changing facility	Train manager's office	Automatic door

All our trains are non-smoking

* As part of our re-design, we've focused on making life easier for travellers with special requirements. That's why our new trains have priority seats for people with reduced mobility.



Seats	Window	Wheelchair lift	USB sockets available in Business Premier and Standard Premier
Priority seats*	Door	Wheelchair space	UK and European power points available at all seats
Single table	WC	Luggage rack	Access door
Double table	Baby changing facility	Train manager's office	Automatic door

All our trains are non-smoking

* As part of our re-design, we've focused on making life easier for travellers with special requirements. That's why our new trains have priority seats for people with reduced mobility.